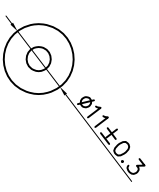
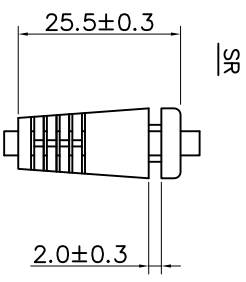
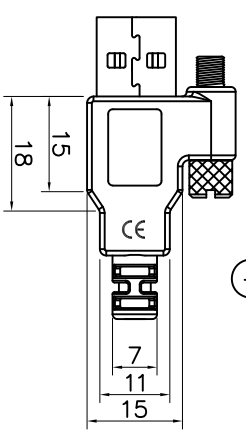
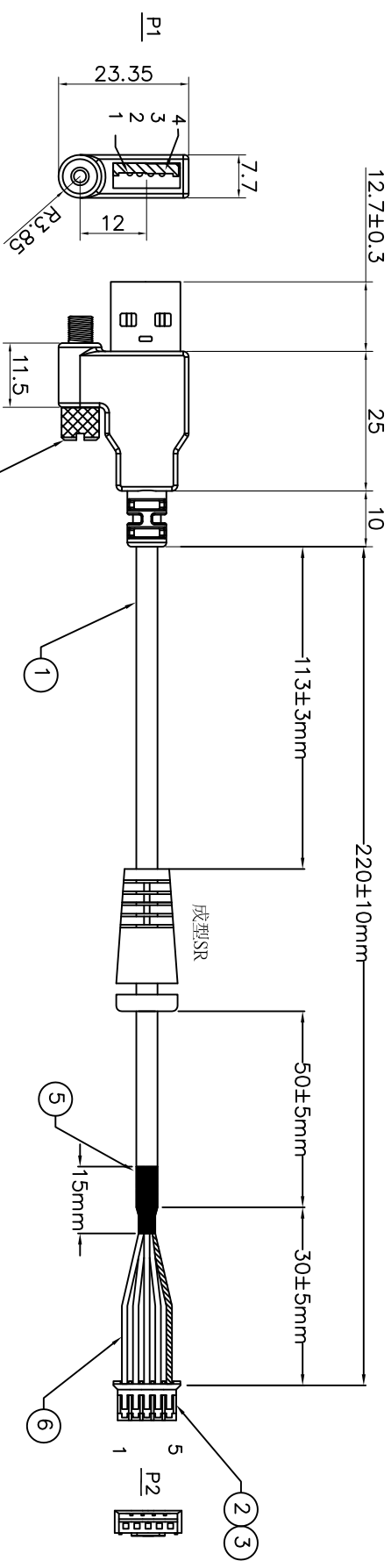


PART NO. FT-C001-U104010
CUST NO.

CUSTOMER DRAWING

REVISIONS		DATE	APPROVED
LTR	DESCRIPTION		



PIN ASSIGNMENT

- | | | | | |
|----|-------------|---|----|---|
| P1 | 1 (RED) | → | P2 | 1 |
| | 2 (WHITE) | → | | 2 |
| | 3 (GREEN) | → | | 3 |
| | 4 (BLACK) | → | | 4 |
| | SHELL+BRAID | → | | 5 |

CONDUCTOR: (28AWG*1PAIR)+28AWG*2C+AL/MYLAR+DRAIN BRAID (80編)
JACKET: PVC, OD: 3.8±0.1mm

WIRING DIAGRAM

NOTE	DESCRIPTION
1	UL 2725#28*P+#28*2C+AL/MY+D+B(80編)紅,白,綠,黑
2	P/N: CKM2001H-5P, 2.0mm*5P HOUSING
3	P/N: CKM2001-T, 2.0mm TERMINAL
4	φ6.3*22 THUMSCREW M3牙
5	φ4.0*15mm SHRINK TUBE
6	φ1.5*45mm SHRINK TUBE

UNLESS OTHERWISE SPECIFIED DIMENSIONS ARE IN MILLIMETERS		APPROVALS		DATE	
ANGULAR TOLERANCE: XXXXX		DRAWN	TERRY.HO	2014.12.01	
CHECKED		TERRY.HO		2014.12.01	
APPROVAL		Bryan. Ho		2014.12.01	
SIZE		DRAWING NO.		REV.	
SCALE : XX : XX		FT-C292-514		A	
ID NO.		SHEET		OF 1	



USB A-TYPE(M) M3 SCREW to CKM2001H-5P
0.22M UL 2725 3.8mm CABLE

4 3 2 1 4 3 2 1