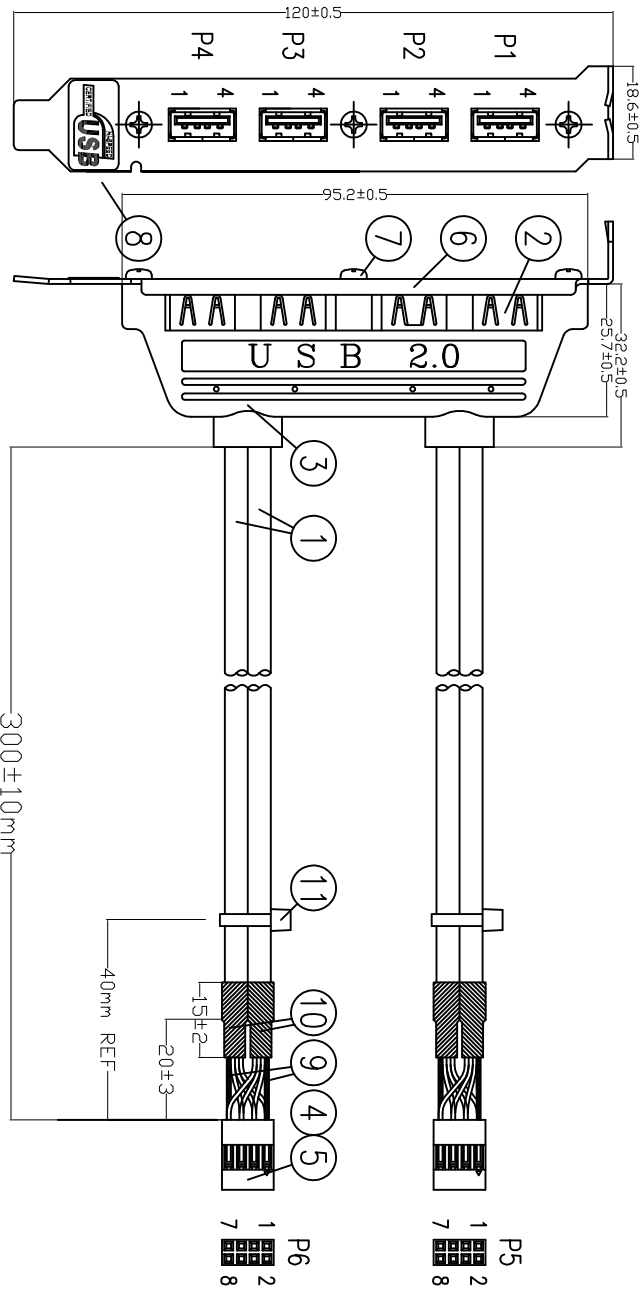


CUSTOMER DRAWING

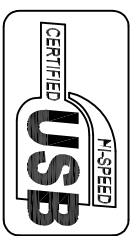
LT#	DESCRIPTION	DATE	APPROVED



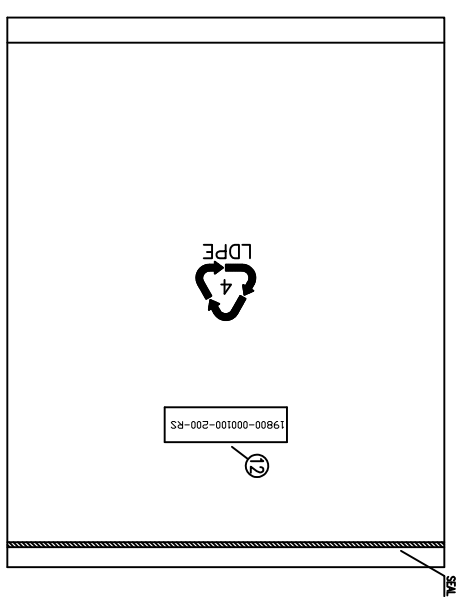
Port	Wire Color	Pin	Port	Wire Color	Pin
P1	RED	1	P5	WHITE	7
	WHITE	2		GREEN	5
	GREEN	3		BLACK + GROUND	3
	BLACK + GROUND	4		WHITE	1
P2	RED	1	P6	WHITE	2
	WHITE	2		GREEN	4
	GREEN	3		BLACK + GROUND	6
	BLACK + GROUND	4		WHITE	8
P3	RED	1	P6	WHITE	7
	WHITE	2		GREEN	5
	GREEN	3		BLACK + GROUND	3
	BLACK + GROUND	4		WHITE	1
P4	RED	1	P6	WHITE	2
	WHITE	2		GREEN	4
	GREEN	3		BLACK + GROUND	6
	BLACK + GROUND	4		WHITE	8

WIRING TABLE

ITEM	PART NUMBER	DESCRIPTION	Q'TY
12		LABEL, WHITE (MARKING, BLACK)	1 PC
11		CABLE TIE, WHITE	2 PCS
10	825-H-S-5.0-BK	HEAT SHRINKABLE TUBE, Ø5.0m, BLACK	A/R
9	825-H-S-1.0-BK	HEAT SHRINKABLE TUBE, Ø1.0m, BLACK	A/R
8	USB 2.0 LABEL	USB 2.0 ICON LABEL, WITH USB-F HIGH SPEED LOGO, 10mm x 18mm	1 PC
7	808A-M3	M3 SCREW (WITH NUT)	3 PCS
6	808-PM3	PORT PANEL	1 PC
5	2226-TG	SOCKET CONTACT	16 PCS
4	2226B-08	HOUSING, 8-POS, 2.54mm PITCH, BLACK	2 PCS
3	827-PVC-45P-BG	MOLD, PVC, BEIGE	A/R
2	5075AF-02-02-BK-F1	USB CONN., 4-POS., A TYPE, RECEPTACLE, INSULATOR: BLACK	4 PCS
1	810B64USB282824B4.7B3G3-XY	USB 2.0 CABLE, 28 AWG x 1P + 24 AWG x 2C + AL + D + B, E188601-U, BEIGE	A/R



19800-000100-200-RS
 LABEL



PACKING DRAWING

DIMENSIONS IN MILLIMETERS DECIMALS ANGLES X.X X.X 0.0 1.3° DIMENSIONS IN INCHES (X.XV ARE INCHES TOLERANCES ARE: .XXX .0° .XXX .0° DO NOT SCALE DRAWING		APPROVAL & DATE DRAWN: Chunhua Yan 2011.01.30 CHECKED: Hallong Zhang 2011.01.30 APPROVAL: Shan Huang 2011.01.30	
		USB 1x4 (F) PORTS With Bracket	
SIZE: XX : XX	SCALE: XX : XX	DRAWING NO.	REV. A
ID NO.		SHEET 1	OF 1