

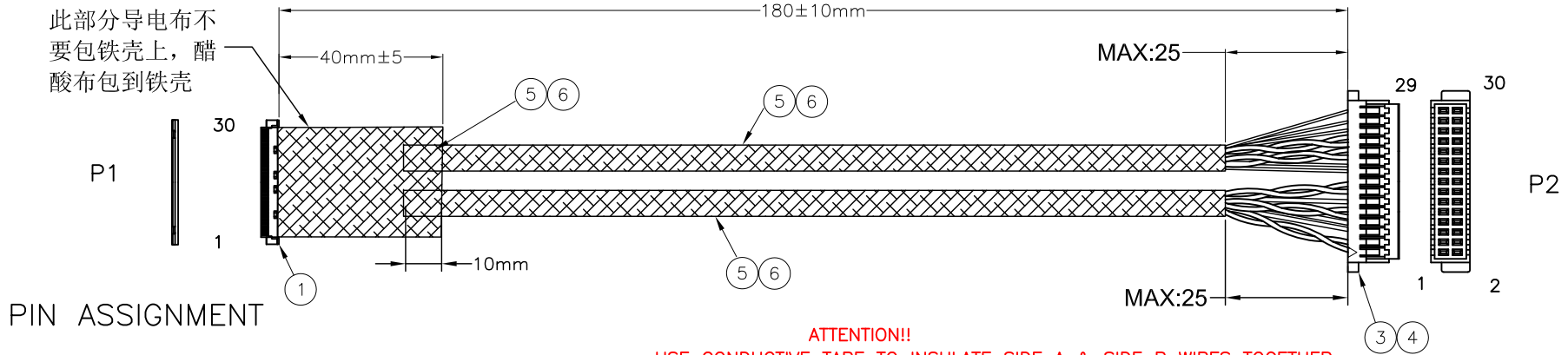
PART NO. FT-C055-M108017
 CUST NO. 26300000000675

CUSTOMER DRAWING

REVISIONS			
LTR	DESCRIPTION	DATE	APPROVED

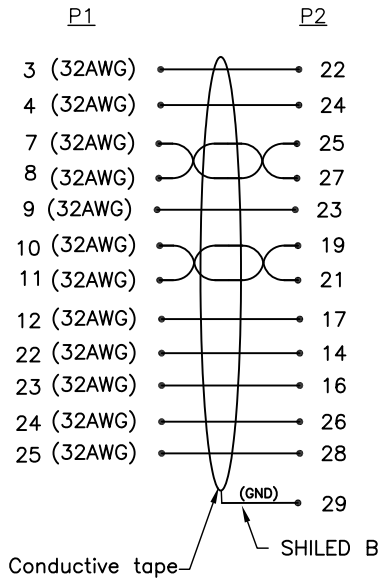
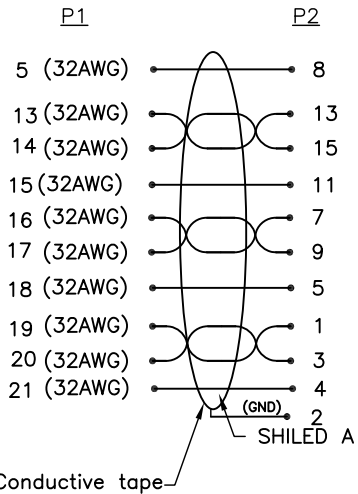
RoHS

此部分导电布不要包铁壳上，醋酸布包到铁壳



PIN ASSIGNMENT

ATTENTION!!
 USE CONDUCTIVE TAPE TO INSULATE SIDE A & SIDE B WIRES TOGETHER.
 PIN# 2, 29 WIRE MUST TO CONTACT WITH SEPARATED CONDUCTIVE TAPE.
 The PIN#2, 29 MUST TO WELD ONTO A COPPER TAPE. AND NOT TO SHORTED TOGETHER.



NOTE	DESCRIPTION
1	XY P/N:KB501-30H4A*1 SET
2	CABLE :UL 10064 32AWG (TEFLON)CABLE
3	JST P/N:SHDR-30V-S-B ,PITCH 1.0mm -2*15P HOUSING*1 PCS
4	JST P/N:SSH-003GA-P0.2 TERMINAL *24PCS
5	CONDUCTIVE TAPE.
6	Acetate tape
7	UL1571 30AWG WIRE

- NOTE:
- 100% TEST OPEN SHORT & MIS-WIRE
 - CONDUCTION RESISTANCE: 3 Ohm (MAX)
 - INSULATION RESISTANCE: 2M Ohm (MIN)
 - HIPOT TEST:DC 300V, 0.01/S.
 - APPLY UL LABEL ON THE CARTON.



WARNING !!
 This wiring must be produced and packaged exclusively by a vendor
 UL Certified
 Under ZPFW2 ZPFW8
 Product Category

UNLESS OTHERWISE SPECIFIDE DIMENSIONS ARE IN MILLIMETERS ANGULAR TOLERANCE: XXXXX		APPROVALS	DATE	
DRAWN PETER.YEH		2019.01.07		
CHECKED SANDY.CHEN		2019.01.07		
APPROVAL BRYAN.HO		2019.01.07		
ID NO.		SHEET 1 OF 1		

CAB LVDS THIN IGP2030S PC003_CB004

SIZE C SCALE : xx : xx DRAWING NO. FT - C292 - 681 REV. A